

Price catalogue MUTO Comfort M60 2018

Glass fittings
and systems



Finishes

Finish codes

The finish codes at the top of the price columns inform you about the materials, colors and finishes available for the products. They can differ with regards to the various products, therefore only those finishes indicated with a price for the respective product are available.

Please contact us if your required finish is not shown there. We will endeavour to help you.

Base parts, various material	
000	Base parts

Aluminium, mill finish, anodized, chromed	
100	AL mill finish (Aluminium R 600)
101	AL silver EV1 anodized (similar Eloxal I EV1 / Eloxal II C 0)
103	AL silver brilliant anodized
105	AL brass colored EV3 anodized (similar Eloxal I EV 3)
106	AL brass brilliant anodized
107	AL similar satin stainless steel anodized
108	AL dark bronze DB 14 anodized (similar Eloxal I DB 14/MC 1003 / Eloxal II C 34)
113	AL similar satin stainless steel anodized (for profile material) (similar Eloxal II C 31)
114	AL EV1-Deco anodized (compatible with finish 150)
122	AL polished chromed (not available as special anodized finish)
126	AL satin stainless steel look (Niro N 700 ST)
127	AL polished stainless steel look (Niro N 700 HG)
150	AL silver anodized (Silver N 600 ST) (compatible with finish 114)
157	AL niro anodized (Niro N 700)
199	AL special color anodized

Aluminium, liquid coated	

Aluminium, powder coated	
300	AL traffic white powder coated
350	AL white powder coated (White P 100 SG)
382	AL graphite scratch resistant powder coated (Graphite P 182 SR)
399	AL special color powder coated (Standard powder according to RAL)

For further information as

- Explanation of article numbers
 - Pictographs / Pictures
 - Technical Support / Application technology
- please see main price list Glass fittings and Systems

Subject to change without notice.

Finish sample sets

For finish sample sets in basic material aluminium, brass and stainless steel please see page 408

Note

Special anodized colors (199) as well as special colors (399) on request. Please provide color sample, if available.

Finish differences through production cannot be totally excluded.

Brass, various finish treatments	
500	Brass satin chromed
501	Brass polished chromed
502	Brass polished varnished
503	Brass polished
507	Brass similar satin stainless steel

Stainless steel, various finish treatments	
700	Satin stainless steel (Niro S 700 ST)
701	Polished stainless steel (Niro S 700 HG)
750	Satin stainless steel (Niro S 700 ST) (for MUNDUS)
751	Polished stainless steel (Niro S 700 HG) (for MUNDUS)

Plastic, various finish treatments	
803	Plastic black
804	Plastic satin chromed
805	Plastic traffic white

Glass, glass reverse side varnished, top side high gloss glass surface	
810	Glass white (Glass G 810 HG)
880	Glass black (Glass G 880 HG)

Delivery periods

The delivery periods pertaining to our products depend on the system-related preparation times and the transit times relevant to the destination concerned. Within 24 hours following order receipt you will receive from us a corresponding confirmation of order receipt or, in the case of standard product orders, a normal order confirmation.

The standard times given in this price list are for guidance only. The precise order-specific delivery periods are shown in the order confirmation, which will be sent to you once all the details of the order have been clarified. The cited dates will take into account not only the time necessary for transportation/shipment but also any specific requirements previously agreed such as consignment groupage, collective delivery and designated departure dates.

Preparation times

This is defined as the number of days from the date of order confirmation until the products are ready for dispatch at the factory in Bad Salzuflen.

The likely preparation times are indicated by the color coding of the price backgrounds.

2 5 10 15 20 25

The color strip (at the bottom of price list pages) numeralizes the preparation time in days.

They relate to order quantities per item of max.

25 pieces for individual fittings/sets

120 m for profiles

The preparation times for larger quantities respectively for projects, customised solutions and modifications may differ. We will be glad to inform you on request of the delivery times that then apply. Subsequent order changes will result in the preparation and delivery times being recalculated and reconfirmed.

Transit times

This is defined as the number of days it takes to transport the items door-to-door from Bad Salzuflen to the delivery address.

Some transit times to various countries of destination are indicated in the table below. Please note that the number of days indicated is subject to variations arising from designated departure days.

We will gladly quote transit times for countries not listed.

Country (Delivery destination)	Departure days (from Bad Salzuflen)	Transit time up to (Working days)
Austria	daily	3
Belgium	daily	2
Bosnia	Thu	8
Bulgaria	Thu	5
Croatia	Tue + Fri	4
Czech Republic	daily	4
Denmark	Tue, Wed, Fri	2
Estonia	Tue + Fri	4
Finland	Tue + Fri	5
France	daily	4
Germany	daily	2
Great Britain	Tue + Fri	3
Greece	Fri	5
Hungary	Tue, Wed, Thu, Fri	4
Ireland	Tue + Fri	5
Italy	Tue + Fri	4
Latvia	Tue + Fri	5
Lithuania	Tue + Fri	5
Luxembourg	daily	2
Netherlands	daily	2
Norway	Tue + Fri	4
Poland	daily	3
Portugal	Thu	5
Romania	Tue + Fri	5
Serbia	Tue, Wed, Fri	5
Slovakia	Tue + Fri	4
Slowenia	Tue + Fri	3
Spain	Tue + Fri	5
Sweden	daily	4
Switzerland	daily	3
Turkey	Thu	7

All prices are gross prices exclusive freight and packing!
Please consider our general terms and conditions shown on www.dormakaba.com

Sliding door systems

	MUTO Comfort M 60	MUTO Comfort L 80	MUTO Premium XL 80/150	MUTO Premium Self-Closing 120	RS 120	MANET Compact	MANET Concept	RSP 80	CS 80 MAGNEO
Standard applications									
Glass door for wall installation	●	●	●	●	●	●	●	●	●
Glass door for wall installation, bridging over door jamb						●	●	○	●
Glass door for wall installation, Synchro		●	●		●				
Glass door for ceiling installation	●	●	●	●	●		●		○
Glass door for ceiling installation, Synchro		●	●		●				
Glass door with glass sidelights	●	●	●	●	●		●		●
Glass door with glass sidelights, Synchro		●	●		●				
Glass door with glass overhead lights and sidelights		●	●	●		●	●		●
Timber door for wall installation	●	●	●	●	●		●	●	●
Timber door for ceiling installation	●	●	●	●	●		●		○
Timber door with glass sidelight/s	●	●	●	●	●		●		
Timber door with glass overhead light and sidelight/s		●	●	●			●		●
Special applications individual configuration, customisation on-site (advisory service necessary)									
Glass door for wall installation, double panel assemblies, standard	●	●	●	●	●	●	●	●	●
Glass door for wall installation, double panel assemblies, bridging over door jamb						●	●	●	●
Glass door for wall installation, curved system							●		
Glass door for ceiling installation, curved system							●		
Glass door with glass sidelights, double-leaf		●	●	●	●		●		●
Glass door with glass overhead lights and sidelights, Synchro		●	○						
Glass door with glass overpanels & glass sidelights, double-leaf		●	●	●	●	●	●		●
Glass door with glass overpanels & glass sidelights, curved system							●		
Free-standing glass assemblies							●		
Timber door for wall installation, Synchro		●	●		●				

For further information such as max. door measurements please consider our technical brochures.

MUTO Comfort M 60

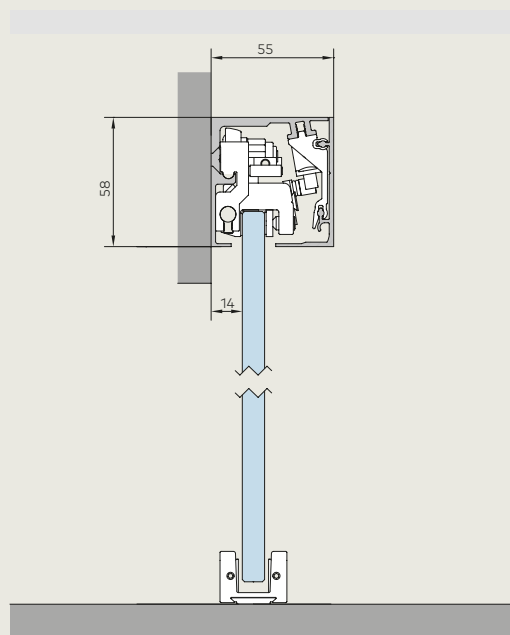
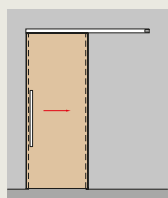
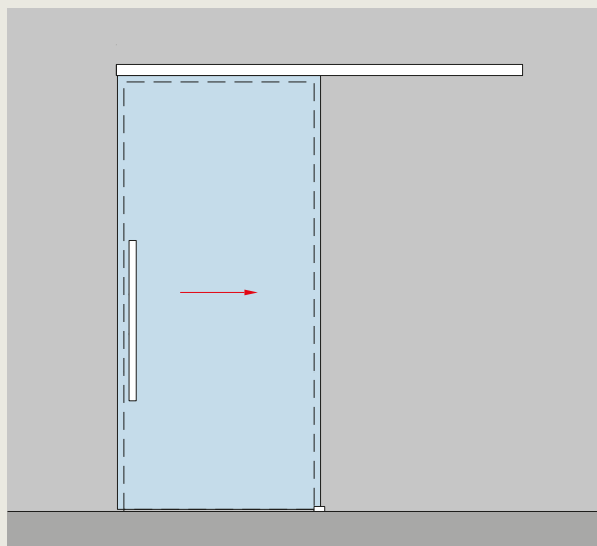
Sliding



Technical data	
Glass	TSG
Glass thickness	8 - 12 mm
Max. door weight	60 kg
Application	single-leaf, side-light
Material	Aluminium
Finishes	Anodized- and RAL-Colors (coated)
Kind of installation	Wall and ceiling
Specials	DORMOTION (optionally retrofittable) Tested acc. DIN EN 1527 Height readjustable without dismantling +4/-2 mm

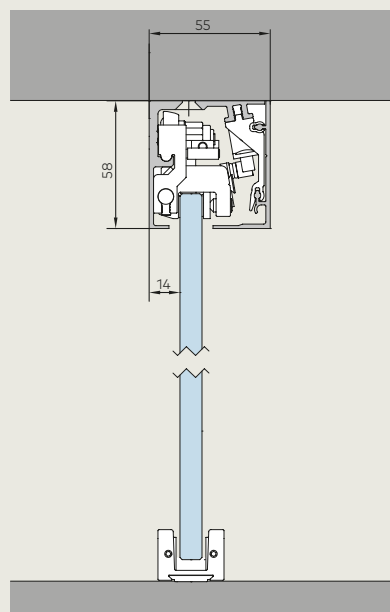
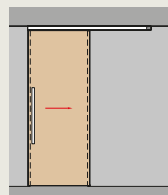
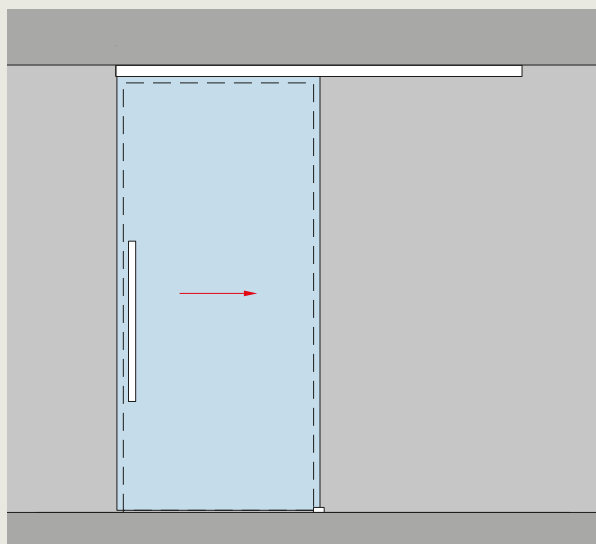
Example view for MUTO Comfort M 60 installation at wall

Sliding



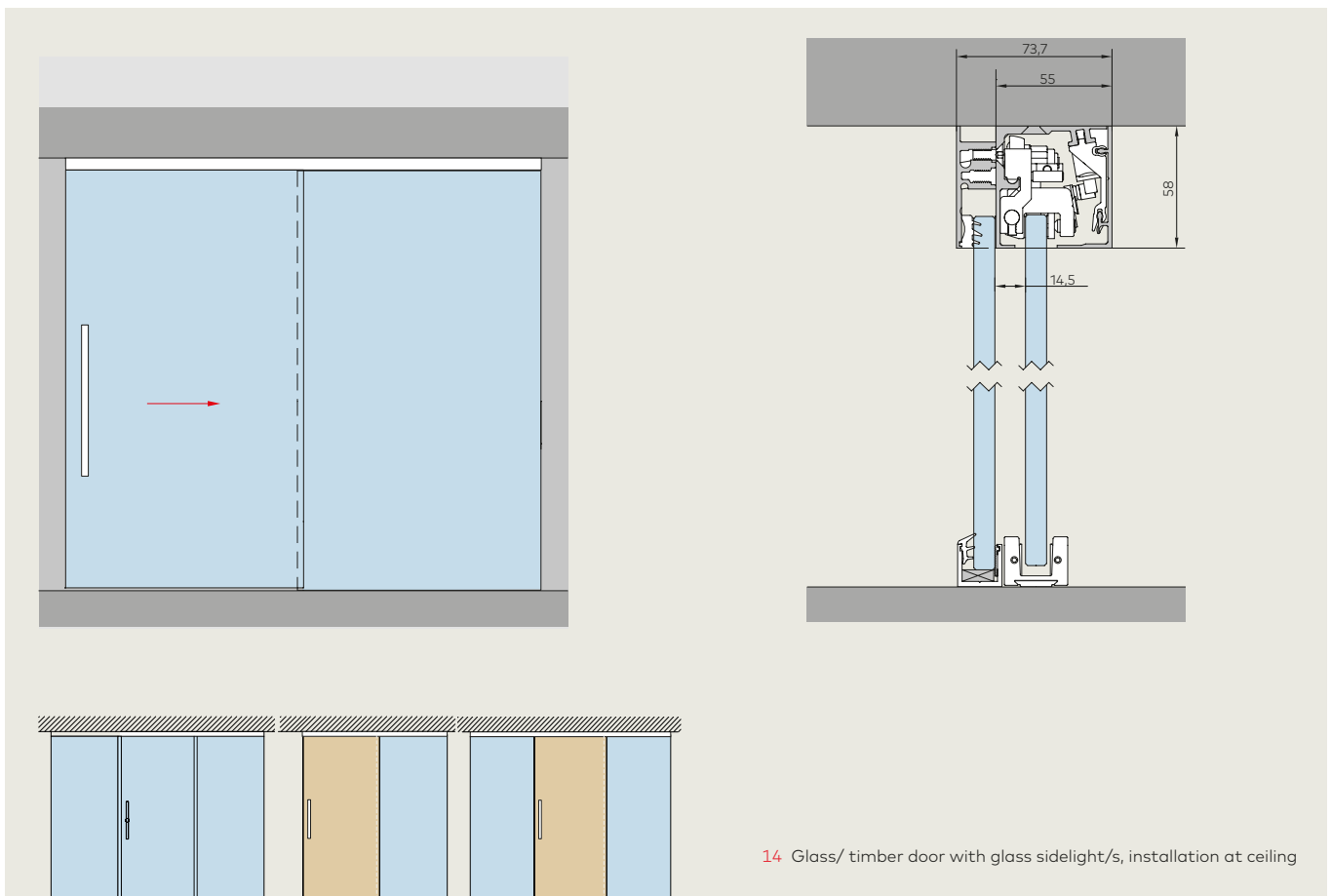
10 Glass/ timber door for installation at wall

Example view for MUTO Comfort M 60 installation at ceiling



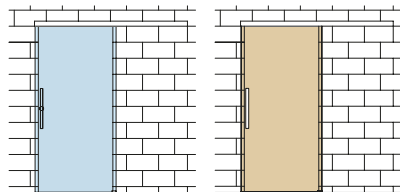
12 Glass/ timber door for installation at ceiling

Example view for MUTO Comfort M 60 with glass sidelight/s, installation at ceiling



Glass door (8–12 mm) for installation at wall

Timber door (28–50 mm) for installation at wall

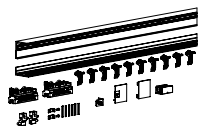


Art. No. Description

AL silver anod (150)	AL niro anod (157)	AL white p-coat (350)	AL special color anod (199)	AL special color p-coat (399) *
-------------------------------	-----------------------------	--------------------------------	---	--

€/Piece €/Piece €/Piece €/Piece €/Piece

Complete sets (optional with DORMOTION)
For Timber door application the adapter profile 36.941 will be necessitated

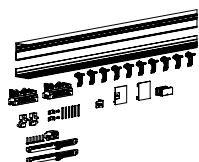


36.670 Defined lengths

MUTO Comfort M 60
for 950 mm panel width

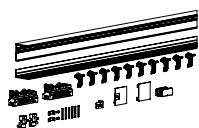
consisting of:
1 track profile 1900 mm
1 cover profile 1900 mm
2 clamp carriers
(for 8 – 12 mm glass thickness)
with anti-jump mechanism
2 endstops with safety catch and anti jump device
1 floor guide
2 end caps

206,00 229,00 206,00 276,00 276,00



36.676 dto. with MUTO Comfort M 60 DORMOTION unit

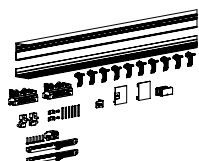
274,00 297,00 274,00 344,00 344,00



36.671 **MUTO Comfort M 60**
for 1200 mm panel width

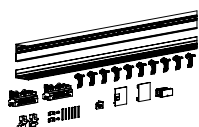
consisting of:
1 track profile 2400 mm
1 cover profile 2400 mm
2 clamp carriers
(for 8 – 12 mm glass thickness)
with anti-jump mechanism
2 endstops with safety catch and anti jump device
1 floor guide
2 end caps

264,00 287,00 264,00 332,00 332,00



36.672 dto. with MUTO Comfort M 60 DORMOTION unit

332,00 355,00 332,00 400,00 400,00

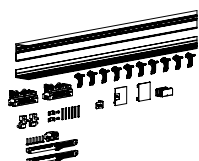


36.674 **MUTO Comfort M 60**
for max. 1300 mm panel width

consisting of:
1 track profile max. 5940 mm
1 cover profile max. 5940 mm
2 clamp carriers
(for 8 – 12 mm glass thickness)
with anti-jump mechanism
2 endstops with safety catch and anti jump device
1 floor guide
2 end caps

Basic 1900 mm
Surcharge per mm
Max. 5940 mm

206,00 229,00 206,00 276,00 276,00
0,20 0,20 0,20 0,24 0,24



36.680 dto. with MUTO Comfort M 60 DORMOTION unit

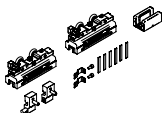
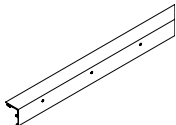

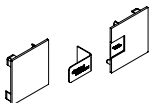
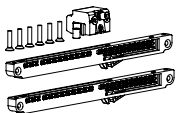
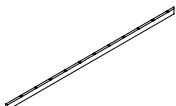
Basic 1900 mm
Surcharge per mm
Max. 5940 mm

274,00 297,00 274,00 344,00 344,00
0,20 0,20 0,20 0,24 0,24

* With assemblies in special color (399) the end caps will be delivered in plastic anthracite-grey solid-colored.

Glass door (8–12 mm) for installation at wall

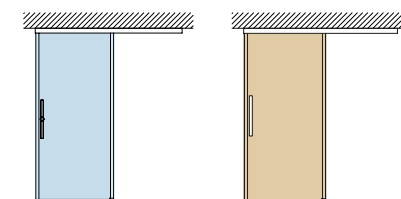
Timber door (28–50 mm) for installation at wall

		Base parts (000)	AL silver anod (150)	AL niro anod (157)	AL white p-coat (350)	AL special color anod (199)	AL special color p-coat (399) *
Art. No.	Description	€/Piece	€/Piece	€/Piece	€/Piece	€/Piece	€/Piece
Single components							
	36.691 MUTO Comfort M 60 accessories set consisting of: 2 clamp carriers with anti-jump mechanism 2 endstops with safety catch 1 floor guide	138,00	138,00				
	36.684 MUTO Comfort M 60 track profile for installation at wall stock length 6000 mm	182,00 €/m	208,00 €/m	182,00 €/m	250,00 €/m	250,00 €/m	
	36.687 in fixed length	37,50	43,50	37,50	52,00	52,00	
	36.686 MUTO Comfort M 60 cover profile stock length 6000 mm	82,50 €/m	95,00 €/m	82,50 €/m	114,00 €/m	114,00 €/m	
	36.689 in fixed length	17,00	19,50	17,00	23,50	23,50	
	36.692 MUTO Comfort M 60 set of end caps installation at wall and ceiling	11,50	11,50	11,50			11,50
Single components (optionally retrofittable)							
	36.693 MUTO Comfort M 60 DORMOTION unit for max. 60 kg, incl. starter min. panel width 600 mm max. panel width 1300 mm	68,50					
	36.941 MUTO Comfort M 60 adapter set for timber doors Profile 10 x 23 mm, incl. accessory set (floor guide for timber door panel) 1310 mm	50,00					

* With assemblies in special color (399) the end caps will be delivered in plastic anthracite-grey solid-colored.

Glass door (8–12 mm) for installation at ceiling

Timber door (28–50 mm) for installation at ceiling

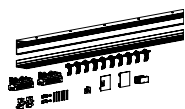


AL silver anod (150)	AL niro anod (157)	AL white p-coat (350)	AL special color anod (199)	AL special color p-coat (399) *
-------------------------------	-----------------------------	--------------------------------	---	--

€/Piece €/Piece €/Piece €/Piece €/Piece

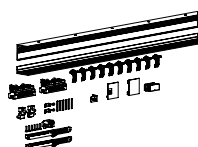
Complete sets (optional with DORMOTION)
For Timber door application the adapter profile
36.941 will be necessitated

Defined lengths



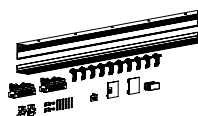
- 36.672 MUTO Comfort M 60 for 950 mm panel width**
consisting of:
1 track profile 1900 mm
1 cover profile 1900 mm
2 clamp carriers
(for 8 – 12 mm glass thickness)
with anti-jump mechanism
2 endstops with safety catch and anti jump device
1 floor guide
2 end caps

206,00 229,00 206,00 276,00 276,00



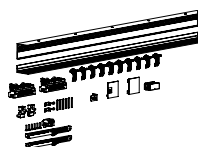
- 36.678 dto. with MUTO Comfort M 60 DORMOTION unit**

274,00 297,00 274,00 344,00 344,00



- 36.673 MUTO Comfort M 60 for 1200 mm panel width**
consisting of:
1 track profile 2400 mm
1 cover profile 2400 mm
2 clamp carriers
(for 8 – 12 mm glass thickness)
with anti-jump mechanism
2 endstops with safety catch and anti jump device
1 floor guide
2 end caps

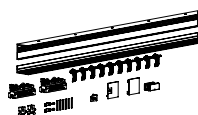
264,00 287,00 264,00 332,00 332,00



- 36.679 dto. with MUTO Comfort M 60 DORMOTION unit**

332,00 355,00 332,00 400,00 400,00

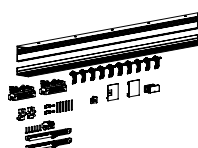
Individual lengths



- 36.675 MUTO Comfort M 60 for max. 1300 mm panel width**
consisting of:
1 track profile max. 5940 mm
1 cover profile max. 5940 mm
2 clamp carriers
(for 8 – 12 mm glass thickness)
with anti-jump mechanism
2 endstops with safety catch and anti jump device
1 floor guide
2 end caps

Basic 1900 mm
Surcharge per mm
Max. 5940 mm

206,00 229,00 206,00 276,00 276,00
0,20 0,20 0,20 0,24 0,24



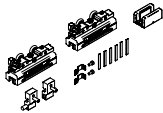
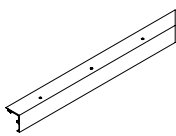
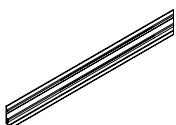
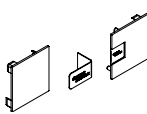
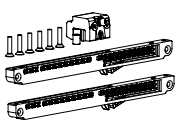
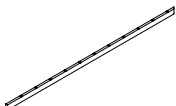
- 36.681 dto. with MUTO Comfort M 60 DORMOTION unit**
Basic 1900 mm
Surcharge per mm
Max. 5940 mm

274,00 297,00 274,00 344,00 344,00
0,20 0,20 0,20 0,24 0,24

* With assemblies in special color (399) the end caps will be delivered in plastic anthracite-grey solid-colored.

Glass door (8–12 mm) for installation at ceiling

Timber door (28–50 mm) for installation at ceiling

		Base parts (000)	AL silver anod (150)	AL niro anod (157)	AL white p-coat (350)	AL special color anod (199)	AL special color p-coat (399) *
Art. No.	Description	€/Piece	€/Piece	€/Piece	€/Piece	€/Piece	€/Piece
Single components							
	36.691 MUTO Comfort M 60 accessories set consisting of: 2 clamp carriers with anti-jump mechanism 2 endstops with safety catch 1 floor guide	138,00	138,00				
	MUTO Comfort M 60 track profile for installation at ceiling stock length 6000 mm	182,00 €/m	208,00 €/m	182,00 €/m	250,00 €/m	250,00 €/m	
36.685							
36.688	in fixed length	37,50	43,50	37,50	52,00	52,00	
	MUTO Comfort M 60 cover profile stock length 6000 mm	82,50 €/m	95,00 €/m	82,50 €/m	114,00 €/m	114,00 €/m	
36.686							
36.689	in fixed length	17,00	19,50	17,00	23,50	23,50	
	36.692 MUTO Comfort M 60 set of end caps installation at wall and ceiling	11,50	11,50	11,50			11,50
Single components (optionally retrofittable)							
	36.693 MUTO Comfort M 60 DORMOTION unit for max. 60 kg, incl. starter min. panel width 600 mm max. panel width 1300 mm	68,50					
	36.941 MUTO Comfort M 60 adapter set for timber doors Profile 10 x 23 mm, incl. accessory set (floor guide for timber door panel) 1310 mm	50,00					

* With assemblies in special color (399) the end caps will be delivered in plastic anthracite-grey solid-colored.

Glass door (8–12 mm), with glass sidelight/s, for installation at ceiling
Timber door (28–50 mm), with glass sidelight/s, for installation at ceiling

				Base parts (000)	AL silver anod (150)	AL niro anod (157)	AL white p-coat (350)	AL special color anod (199)	AL special color p-coat (399) *
Art. No.	Description		€/Piece	€/Piece	€/Piece	€/Piece	€/Piece	€/Piece	
Complete sets (optional with DORMOTION) For Timber door application the adapter profile 36.941 will be necessitated									
	36.682 MUTO Comfort M 60 for max. 1300 mm panel width Basic 2180 mm Surcharge per mm Max. 5940 mm consisting of: 1 track profile max. 5940 mm for sidelight connection 1 cover profile max. 5940 mm 1 sidelight profile max. 5940 mm 1 filling profile depending on panel and sidelight 2 clamp carriers (for 8–12 mm glass thickness) with anti-jump mechanism 2 endstops with safety catch and anti jump device 1 floor guide 2 end caps		355,00	392,00	355,00	457,00	457,00		
			0,25	0,25	0,25	0,30	0,30		
	36.683 dto. with MUTO Comfort M 60 DORMOTION unit Basic 2180 mm Surcharge per mm Max. 5940 mm		423,00	460,00	423,00	525,00	525,00		
			0,25	0,25	0,25	0,30	0,30		
Single components									
	36.691 MUTO Comfort M 60 accessories set consisting of: 2 clamp carriers with anti-jump mechanism 2 endstops with safety catch 1 floor guide		138,00	138,00					
	36.685 MUTO Comfort M 60 track profile for installation at ceiling stock length 6000 mm		182,00	208,00	182,00	250,00	250,00		
			€/m	€/m	€/m	€/m	€/m		
	36.688 in fixed length		37,50	43,50	37,50	52,00	52,00		
	36.686 MUTO Comfort M 60 cover profile stock length 6000 mm		82,50	95,00	82,50	114,00	114,00		
			€/m	€/m	€/m	€/m	€/m		
	36.689 in fixed length		17,00	19,50	17,00	23,50	23,50		
	36.692 MUTO Comfort M 60 set end caps installation at wall and ceiling		11,50	11,50	11,50				
Single components (optionally retrofittable)									
	36.693 MUTO Comfort M 60 DORMOTION unit for max. 60 kg, incl. starter min. panel width 600 mm max. panel width 1300 mm		68,50						

* With assemblies in special color (399) the end caps will be delivered in plastic anthracite-grey solid-colored.

Glass door (8–12 mm), with glass sidelight/s, for installation at ceiling
Timber door (28–50 mm), with glass sidelight/s, for installation at ceiling

		Base parts (000)	AL silver anod (150)	AL niro anod (157)	AL white p-coat (350)	AL special color anod (199)	AL special color p-coat (399)	*
Art. No.	Description	€/Piece	€/Piece	€/Piece	€/Piece	€/Piece	€/Piece	
Single components								
MUTO Comfort M 60 + L 80 side panel profile								
58 mm height, with all gaskets, for 8–13.5 mm glass thickness stock length 6000 mm		115,00	130,00	115,00	158,00	158,00		
36.271		€/m	€/m	€/m	€/m	€/m	€/m	
36.274	in fixed length	23,50	27,50	23,50	33,00	33,00		
MUTO view protection profile								
for side panel profile stock length 6000 mm		43,00	50,00	43,00	64,00	64,00		
36.694		€/m	€/m	€/m	€/m	€/m	€/m	
36.695	in fixed length	9,00	10,50	9,00	13,50	13,50		
MUTO Filling profile								
for Comfort M, L, Premium XL and Premium Self-Closing stock length 6000 mm		68,00	78,50	68,00	94,00	94,00		
36.802		€/m	€/m	€/m	€/m	€/m	€/m	
36.803	in fixed length	14,50	16,50	14,50	19,50	19,50		
MUTO Comfort M 60 end caps								
for installation at wall and ceiling		11,50	11,50	11,50			11,50	
36.692								
MUTO Comfort M 60 + L 80 end caps								
for side panel profile, 58 mm height		11,50	11,50	11,50			11,50	
36.273								
MUTO Floor profile								
incl. 2 end caps for Comfort M, L, Premium XL and Premium Self-Closing for side panel fixing, complete with all gaskets, for 8–13.5 mm glass thickness stock length 6000 mm		117,00	134,00	117,00	161,00	161,00		
36.810		€/m	€/m	€/m	€/m	€/m	€/m	
36.811	in fixed length	24,50	28,00	24,50	33,50	33,50		
MUTO end caps (2 pcs.)								
for Comfort M, L, Premium XL and Premium Self-Closing for floor profile - side panel fixing		8,00	8,00	8,00			8,00	
36.812								
MUTO Comfort M 60 adapter set for timber doors								
Profile 10 x 23 mm, incl. accessory set (floor guide for timber door panel) 1310 mm		50,00						
36.941								

Delivery status of side panel profile:
as part of complete sets = pre-drilled
as single components = undrilled

* With assemblies in special color (399) the end caps will be delivered in plastic anthracite-grey solid-colored.